

MINILAB

Laboratory Power Supplies for Telecom and Industrial Applications



800W

HIGH POWER DENSITY

Powernet adjustable power supplies are small size and light weight high current adjustable units. Digital voltage and current panel meters and multi turn potentiometers makes U/I adjustment easy and accurate. Both voltage and current limit can be adjusted. If the set button is pressed, display tells the set values. A microprocessor controls supply's wealth and takes care of the device's cooling fan assuring silent working at no load and light load conditions. Electrical current limiting at the output protects power supply against short-circuits and wrong polarity



**BANANA SOCKETS
OR
SCREW TERMINALS**

Units can be assembled with two different rear panels.

- 4 mm banana socket (standard)
- 6 mm² screw terminal (option)

Main switch with backlight is provided.

CONNECTING SUPPLIES IN SERIES OR PARALLEL

Adjustable unit with 800W slave units



More power is available by Master-Slave connection. Slave unit equals to adjustable master unit but is without potentiometers and displays. Output current or voltage can be doubled and the both supplies can be still adjusted by master's potentiometers. The voltage display shows the master unit's values. If still more current or voltage is needed then more slave units can be connected.

ADJUSTABLE POWER SUPPLIES, MASTER AND SLAVE UNITS

Type Master unit	Type Slave unit	Input voltage *)	Output voltage setting range (See curves)	Output current limit setting (See curves)	Max power	Installation / dimensions (Length x Width x Height)
ADC7160	ADC7161	50...260 VAC	0-18VDC	0-50A	800W	Bench / 258 x 136 x 89 mm
ADC4610	ADC4611	50...260 VAC	0-36VDC	0-30A	800W	Bench / 258 x 136 x 89 mm
ADC4615	ADC4616	50...260 VAC	0-54VDC	0-20A	800W	Bench / 258 x 136 x 89 mm
ADC4600	ADC4601	50...260 VAC	0-72VDC	0-15A	800W	Bench / 258 x 136 x 89 mm
ADC4605	ADC4606	50...260 VAC	0-108VDC	0-10A	800W	Bench / 258 x 136 x 89 mm
ADC7340	ADC7341	50...260 VAC	0-144VDC	0-7.5A	800W	Bench / 258 x 136 x 89 mm

*) Also DC input 50...260VDC, max power 600W
Reduced power 50...200VAC or 50...200VDC



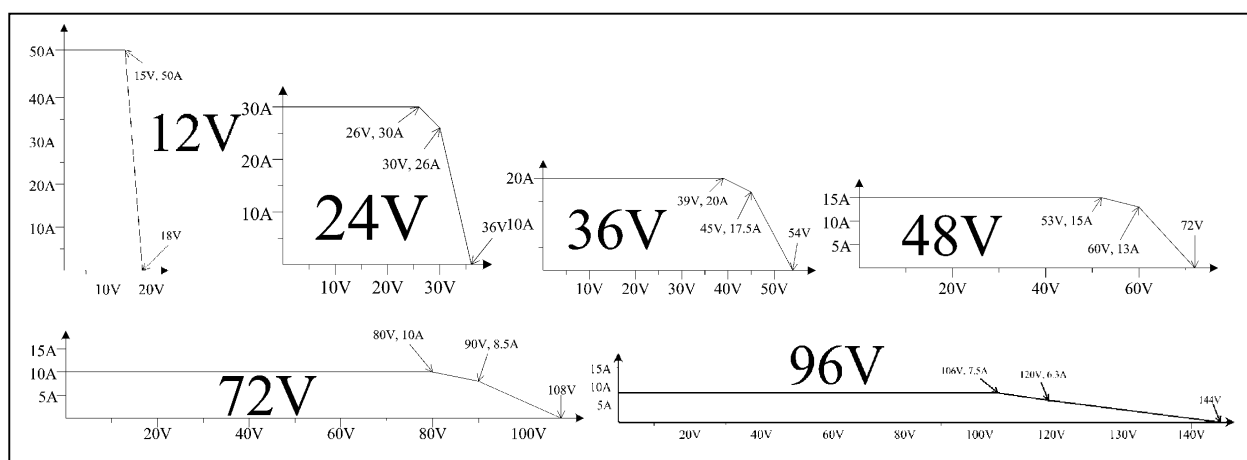
POWERNET



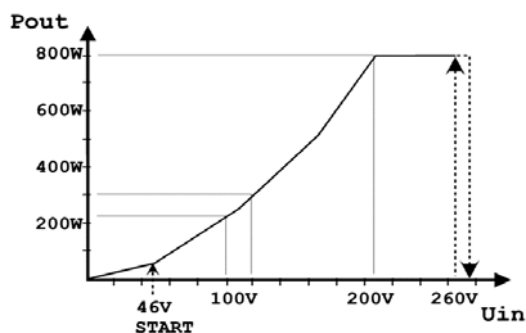
Sales & R&D: Mäkituvantie 3 H, FIN-01510 VANTAA, Tel. +358 9 8362 830, Fax +358 9 8362 8362
Production and Service: Rautatienkatu 52, FIN-44150 ÄÄNEKOSKI, Tel. +358 14 3396 400, Fax +358 14 3396 410
E-mail: marketing@powernet.fi, Internet: www.powernet.fi

TECHNICAL DATA

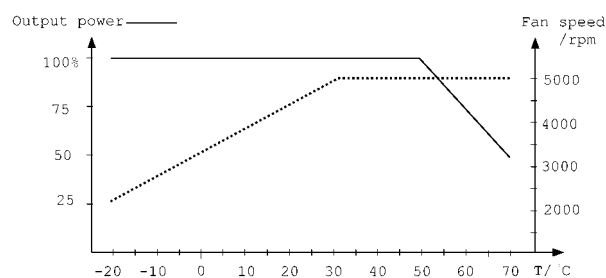
Input voltage		50...260 VAC (50...200VAC reduced power, see curve below) 50...260 VDC/max 600W (50...200VDC reduced power)
Input current		4.5A
Power factor		>0.99
Efficiency (230VAC, 10...100% load)		85...90%
Inrush current		<30A, cold start
Line regulation		± 0.1%
Load regulation		± 0.5%
Output setting accuracy		± 0.1%
Output ripple (f > 50Hz)		<50mVrms
Hold up time		> 5ms
Status LED indication	Orange led	Power OK
Isolations	Input - chassis	12V models 1500VAC, other models 3750VAC
	Input - output	3750VAC
	Output - chassis	500VAC
Standards	Safety	EN60335-2-29 +A2
	EMC	EN55022B, EN50081-1, EN50082-2
Approvals		CE
Protection class	Mechanical	IP21 metal enclosure/handle
	Electrical	12V models / Class I, other models / Class II
Dimensions		258 x 136 x 89 mm
Weight		1,6kg with cables
Mounting		Bench
Cooling		Temperature controlled fan
Operating temperature range	Full power typically	-25°C...+50°C
	Reduced power	+50...+ 70°C, see curve below



Nominal output voltage / current characteristics



Output power / input voltage derating curve



Output power (typical) and fan speed vs ambient temperature